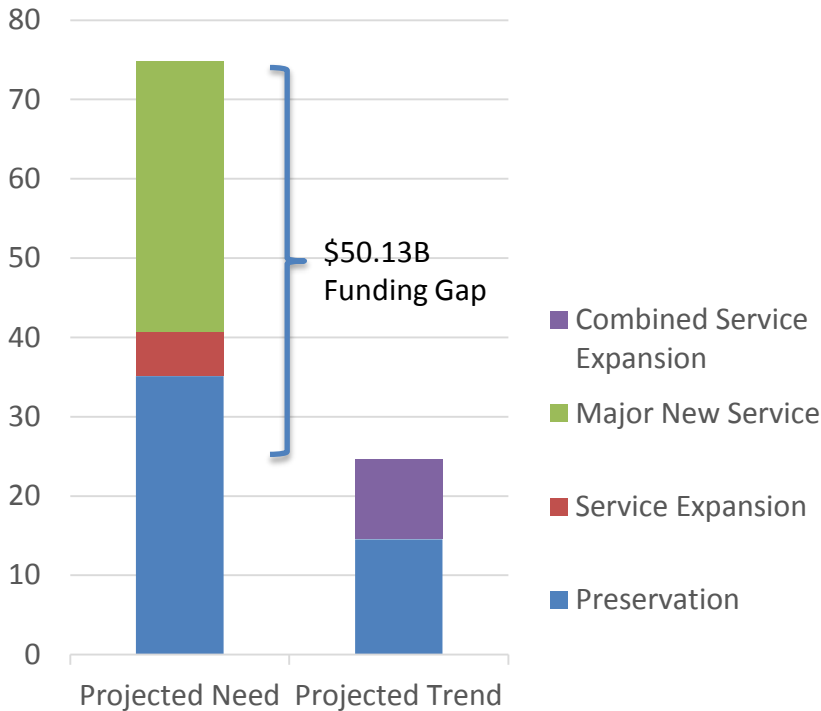


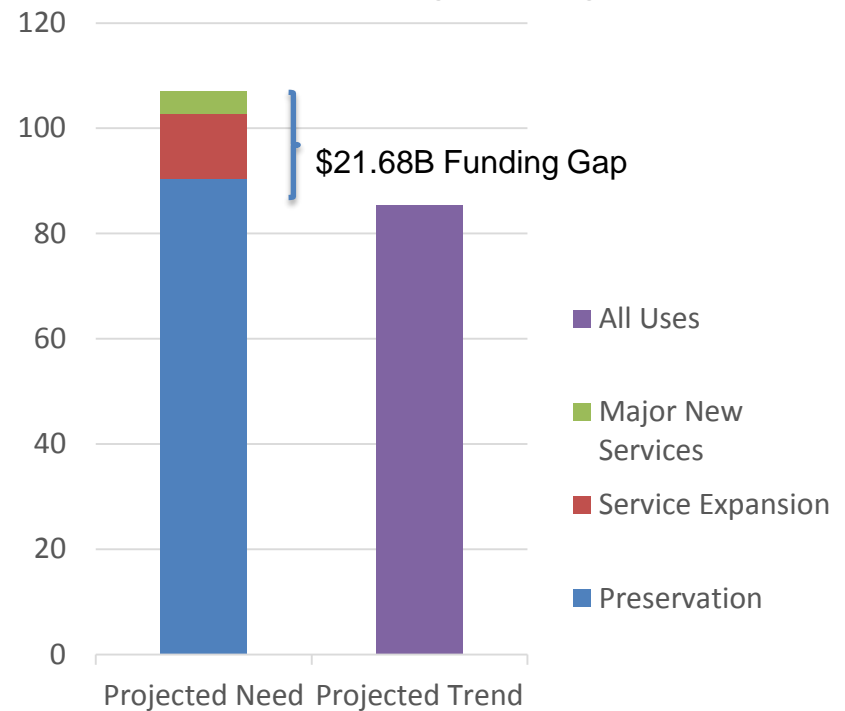
Transit Funding Needs

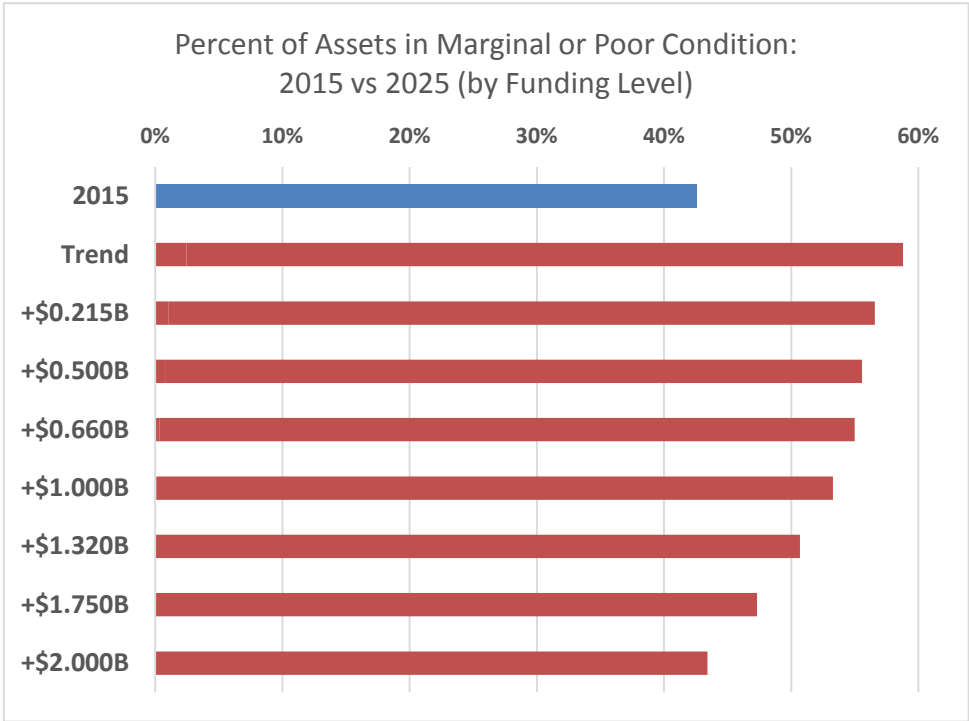
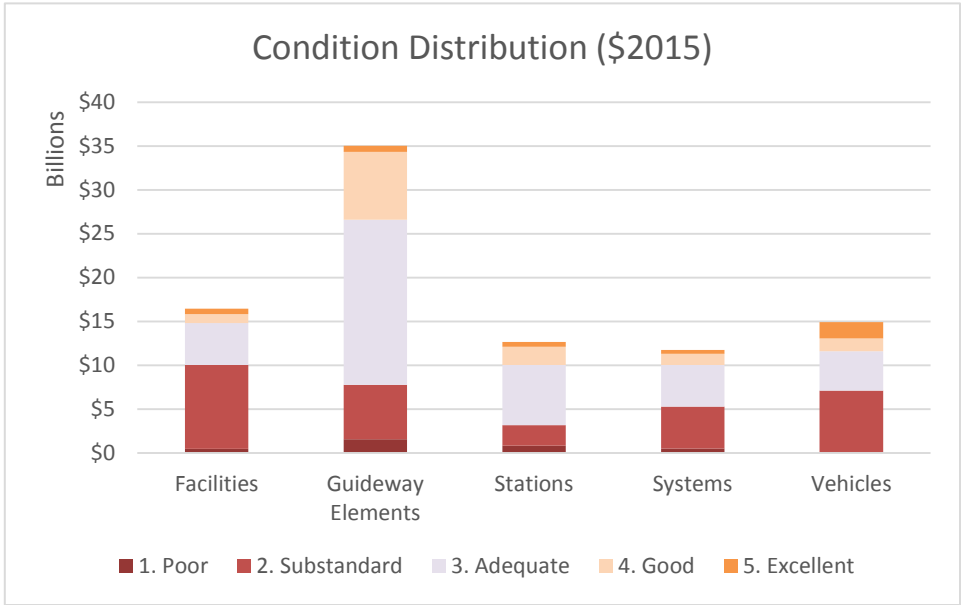
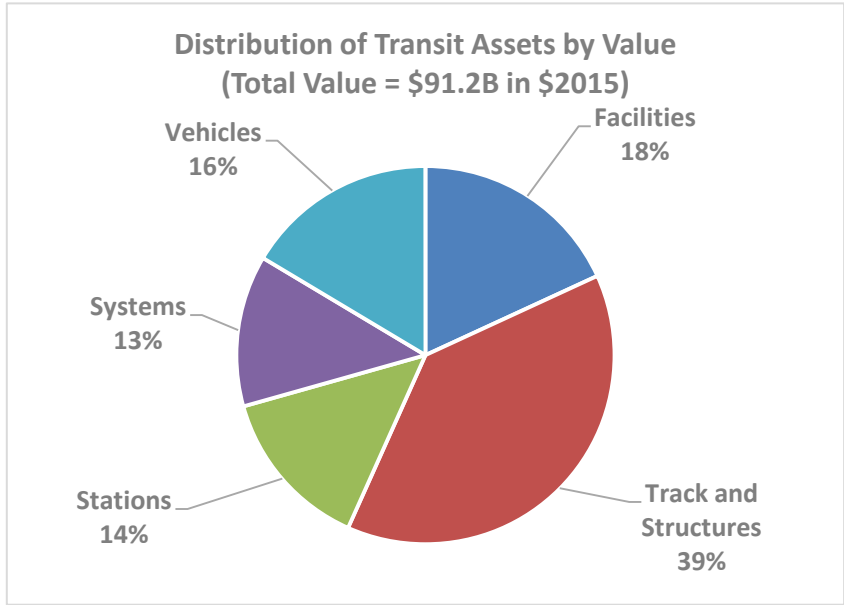


**Capital Funding – 10 Yr
Need/Trend (YOE \$B)**



**Operating Funding – 10 Yr
Need/Trend (YOE \$B)**





Unmet Transit Capital Funding Needs Summary FY2011 to FY2020 (YOE\$)

Type of Funding	Investment Type	10 Yr Funding Needs (YOE \$B)	10 Yr Funding Trend (YOE \$B)	Funding Gap	Ratio: Funding to Needs
SACOG	Preservation	\$1.66	\$0.45	\$1.21	27%
	Service Expansion	\$0.16	\$0.83	\$0.01	98%
	Major New Service	\$0.69			
SCAG	Preservation	\$9.61	\$5.70	\$3.92	59%
	Service Expansion	\$1.81	\$5.19	\$7.45	41%
	Major New Service	\$10.82			
SANDAG	Preservation	\$3.03	\$0.86	\$2.17	28%
	Service Expansion	\$0.53	\$0.84	\$3.21	21%
	Major New Service	\$3.52			
MTC	Preservation	\$18.22	\$6.68	\$11.54	37%
	Service Expansion	\$2.70	\$3.19	\$17.76	15%
	Major New Service	\$18.25			
Other	Preservation	\$2.57	\$0.85	\$1.72	33%
	Service Expansion	\$0.44	\$0.07	\$1.13	6%
	Major New Service	\$0.76			
<i>Statewide Subtotals</i>	<i>Preservation</i>	<i>\$35.10</i>	<i>\$14.53</i>	<i>\$20.57</i>	<i>41%</i>
	<i>Service Expansion</i>	<i>\$5.63</i>	<i>\$10.10</i>	<i>\$29.56</i>	<i>25%</i>
	<i>Major New Service</i>	<i>\$34.03</i>			
Total Capital		\$74.76	\$24.64	\$50.13	33%

Unmet Transit Operating Funding Needs Summary FY2011 to FY2020 (YOE\$)

Type of Funding	Investment Type	10 Yr Funding Needs (YOE \$B)	10 Yr Funding Trend (YOE \$B)	Funding Gap	Ratio: Funding to Needs
SACOG	Preservation	\$3.38	\$2.56	\$1.70	60%
	Service Expansion	\$0.57			
	Major New Service	\$0.30			
SCAG	Preservation	\$36.71	\$32.07	\$11.23	74%
	Service Expansion	\$5.50			
	Major New Service	\$1.09			
SANDAG	Preservation	\$4.02	\$4.05	\$1.39	75%
	Service Expansion	\$0.96			
	Major New Service	\$0.47			
MTC	Preservation	\$29.50	\$29.69	\$6.31	82%
	Service Expansion	\$4.21			
	Major New Service	\$2.29			
Other	Preservation	\$16.73	\$17.01	\$1.07	94%
	Service Expansion	\$1.28			
	Major New Service	\$0.07			
<i>Statewide Subtotals</i>	<i>Preservation</i>	<i>\$90.33</i>	\$85.38	\$21.69	80%
	<i>Service Expansion</i>	<i>\$12.52</i>			
	<i>Major New Service</i>	<i>\$4.22</i>			
Total Capital		\$107.07	\$85.38	\$21.69	80%